



## 24" X 9" THICKNESS PLANNER

Machine With Spiral Cutter Head

Technical Specifications	24" X 9"
Max. Thicknessing Width	610 mm
Table Length	730 mm
Max. Working Thickness	230 mm
Min. Working Thickness	6 mm
Cutter Head	Spiral Cutter Head
No. Of Insert	162 Nos.
Variable Feed Drive	Yes
Digital Controller For Up & Down	Yes
Digital Read Out	Yes
Dust Collect Duct	125 mm
Cutter Head Rpm	4800 Rpm
Total Power	9 H.p.
Dust Collector	Optional
Total Weight	570 Kg.
Overall Dimension (lxbxh)	900 X 1160 X 1250



## CNC Router

Machine


Technical Specifications	CNC Router - 1325
Table Structure	Aluminum T-Slot
Drive System	Servo
Working Area	1300 X 2500 X 200 Mm (X, Y, Z)
Control System	DSP (digital Signal Processor)
Spindle Speed	18000-24000 RPM
Overall Size	1500 X 3000 X 1800 mm



## Auto Feed Edge Bander

5 Step Machine

Technical Specification	Auto Feed Edge Bander 5 Step
Edge Thickness	0.4-3 mm
Edge Width	12-45 mm
Panel Thickness	10-40 mm
Heating Power	1.5 Kw
Feed Speed	13-18 M/Min
Overall Dimensions	3000 x 890 x 1580 mm



## Oscilation

Mortiser Machine




## CNC Tenoning

Machine



### Thickness with Surface

Planner Combined Circular Saw (Box Type)



#### Technical Specification

Model No.	BK 318	BK 315	BK 312
Planner Table Width	19" / 482mm	16" / 406mm	13" / 330mm
Planner Table Length	60" / 1524mm	60" / 1524mm	48" / 1219mm
Min. Thicknessing Capacity	1/4" / 6mm	1/4" / 6mm	1/4" / 6mm
Max. Thicknessing Capacity	9" / 228mm	9" / 228mm	8" / 203mm
Thicknessing Table Width	18" / 455mm	15" / 381mm	12" / 305mm
Thicknessing Table Length	28" / 710mm	24" / 610mm	24" / 610mm
Cutter Diameter	12" / 305mm	12" / 305mm	12" / 305mm
Max. Cutting Capacity	3" / 75mm	3" / 75mm	3" / 75mm
Circular Table Length	24" / 610mm	24" / 610mm	24" / 610mm
No. Of Knife	2 NOS.	2 NOS.	2 NOS.
Main Router Rpm	4500	4500	4500
Power Requi. / Motor Rpm	7.5 H.P. / 1440	5 H.P. / 1440	3 H.P. / 1440
Spiral Cutter Head	Optional	Optional	Optional


### Surface Planner

Combined Circular Saw



#### Technical Specification


Model No.	BK 1054	BK 1360	BK 1860
Dimension	INCH / MM	INCH / MM	INCH / MM
Planner Table Width	10" / 254	13" / 330	18" / 460
Planner Table Length	54" / 1370	60" / 1524	60" / 1524
Cutter Diameter	10" / 254	12" / 305	12" / 305
Max. Cutting Capacity	2 1/2"	3" / 75	3" / 75
Circular Table Length	24"	24" / 610	24" / 610
Spiral Cutter Head (No. Of Knife)	66 Nos.	78 Nos.	114 Nos.
Main Router Rpm	4500	4500	4500
Power Requi. / Motor Rpm	3 H.P. / 1440	5 H.P. / 1440	5 H.P. / 1440
Spiral Cutter Head	Optional	Optional	Optional



### Panel Saw

Machine

Technical Specification	Panel Saw Machine
Main Saw Motor Power	7.5 H.P.
Scoring Saw Motor Power	1 H.P.
Main Saw Up And Down	Manual
Tilting Saw Blade	0- 45 Degree
Dimension Of Sliding Table	3200 X 360 mm
Gross Cut Capacity	3200 mm
Max Saw Blade Diameter	350 mm
Scoring Saw Blade Diameter	120 mm
Height Of Cut	90 mm
Main Saw Spindle Speed	4000 / 6000 R/ Min
Scoring Saw Spindle Speed	8000 R/ Min
Overall Dimensions	3200 X 900 X 960 mm



### Cold Press

Machine

Technical Specification	Cold Press - 50 Ton	Cold Press - 100 Ton
Max. Load On Work Table	50 Ton	100 Ton
Platen Size	1300 X 2500 mm	1300 X 2500 mm
Max Platen Opening	1000 mm	1000 mm
No. Of Hydraulic Cylinder	2 Nos.	4 Nos.
Power	5 H.P.	5 H.P.
Overall Dimensions	3350x1250x2850mm	3350x1250x2850mm